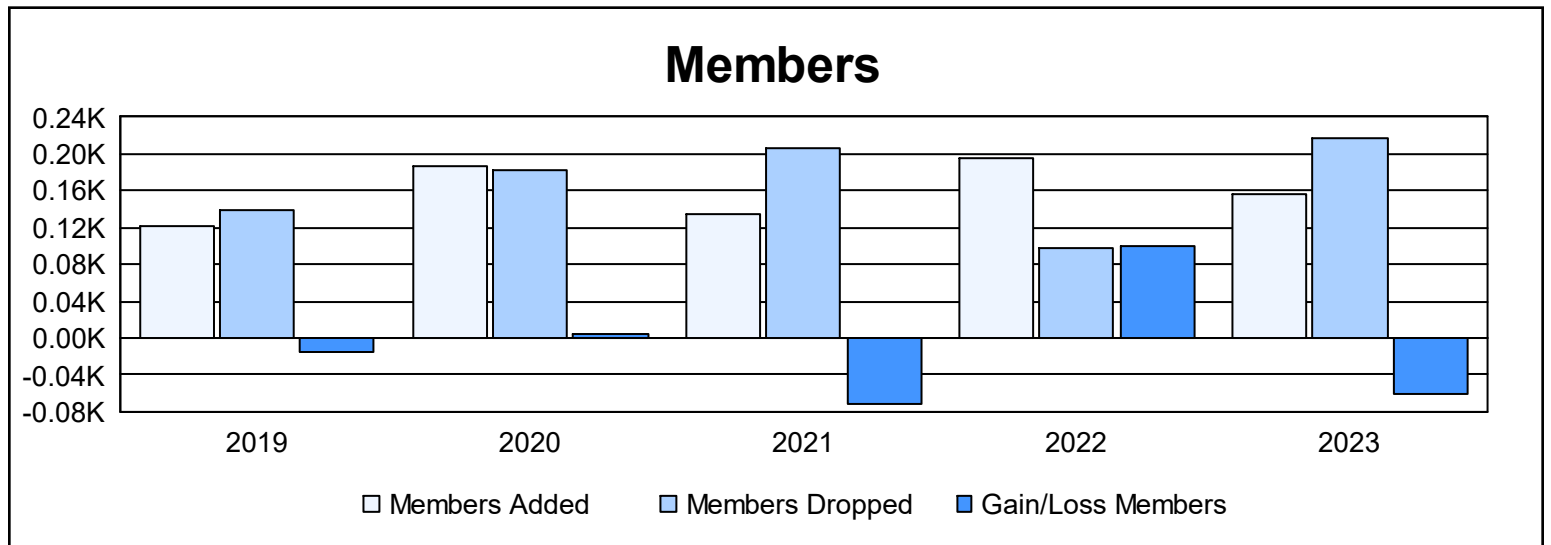
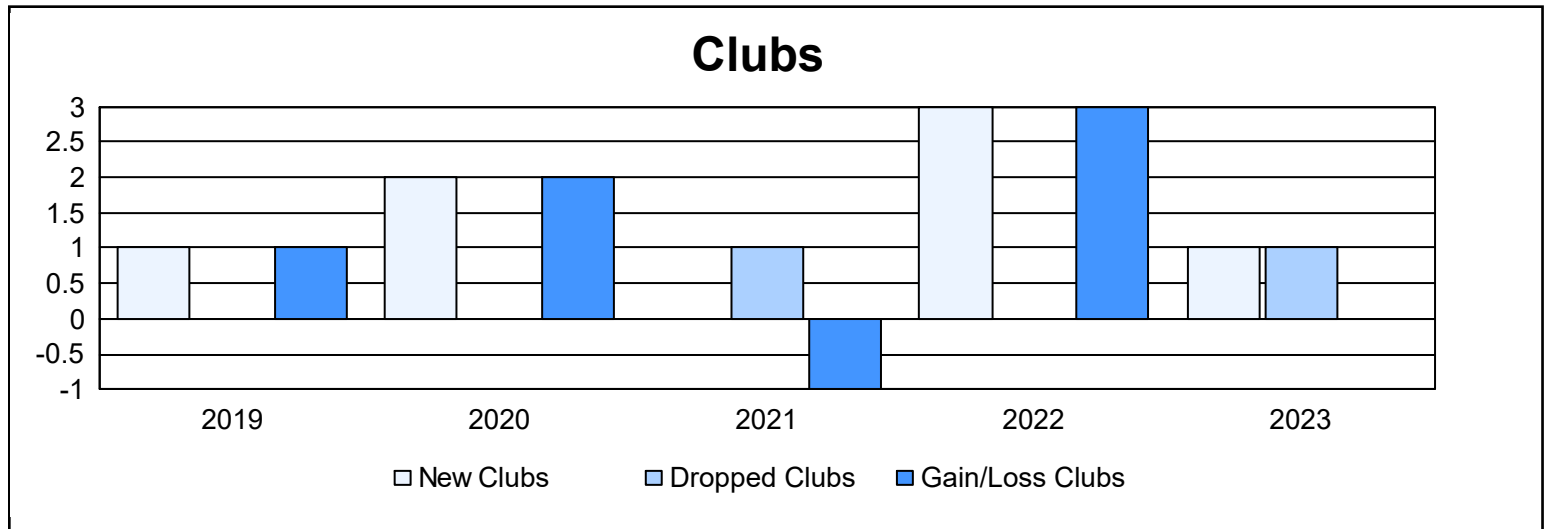
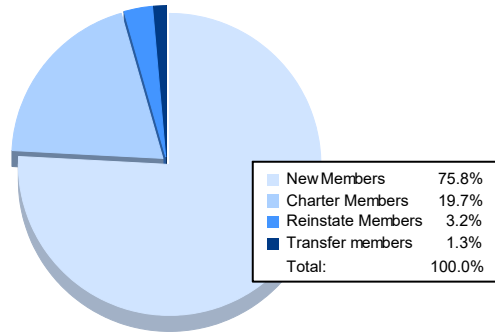


| Year | New Clubs | Dropped Clubs | Gain/ Loss Clubs | New Members | Charter Members | Reinstate Members | Transfer Members | Total Member Added | Total Members Dropped | Gain/ Loss Members |
|----------------|-----------|---------------|------------------|-------------|-----------------|-------------------|------------------|--------------------|-----------------------|--------------------|
| 2018-2019 | 1 | 0 | 1 | 82 | 23 | 13 | 4 | 122 | 138 | -16 |
| 2019-2020 | 2 | 0 | 2 | 105 | 72 | 7 | 3 | 187 | 182 | 5 |
| 2020-2021 | 0 | 1 | -1 | 123 | 3 | 9 | 0 | 135 | 207 | -72 |
| 2021-2022 | 3 | 0 | 3 | 109 | 80 | 6 | 1 | 196 | 97 | 99 |
| 2022-2023 | 1 | 1 | 0 | 119 | 31 | 5 | 2 | 157 | 217 | -60 |
| Average | 1 | 0 | 1 | 108 | 42 | 8 | 2 | 159 | 168 | -9 |



Membership Composition June 2023 Cumulative



Gender Composition June 2023 Cumulative

